

## ICUTRONIC Intelligent – DALI (SELV)

Linear constant current LED driver – Dimmable



### Areas of application

- Linear and area lighting
- Linear lighting for office, education, industry, storage areas and retail
- Installation in emergency lighting systems according to IEC 61347-2-13, appendix J, except those used in high-risk task areas, i.e. those systems must not be used in workplaces where operators and other occupants of the premises are involved in potentially dangerous processes or situations.
- Suitable for luminaires of protection class I

### Product family benefits

- Versatile SELV DALI driver up to 75 W due to flexible output characteristic
- Fully programmable via software (DALI Interface)
- Flexible current setting (RSet)
- Lifetime: up to 100,000 h (temperature at  $T_c = 65\text{ °C}$ , max. 10 % failure rate)
- High-quality dimming of 10...100 % by amplitude dimming
- No TouchDIM nor Corridor Function
- High quality of light thanks to <3% output ripple current
- High efficiency
- Low standby consumption  $\leq 0.5\text{ W}$
- Fulfill safety requirement due to overload, overtemperature, Hot Plug protection



## Product family datasheet

---

### Product family features

- Line frequency: 0 Hz | 50 Hz | 60 Hz
- Versatile scope of application due to output power range of up to 75 W
- Supply voltage: 220...240 V
- Available with output current range: up to 1,400 mA
- SELV driver

## Product family datasheet

### Technical data

#### Electrical data

Product description	Nominal input voltage	Mains frequency	Input voltage AC	Input voltage DC	Current set
ETi DALI 25/220...240/500 LT2 L	220...240 V	0/50/60 Hz	198...264 V	176...276 V	DALI / Rset / Programmable
ETi DALI 35/220...240/700 LT2 L	220...240 V	0/50/60 Hz	198...264 V	176...276 V	DALI / Rset / Programmable
ETi DALI 75/220...240/1A4 LT2 L	220...240 V	0/50/60 Hz	198...264 V	176...276 V	DALI / Rset / Programmable

Product description	Total harmonic distortion	Power factor $\lambda$	Efficiency in full-load	Device power loss
ETi DALI 25/220...240/500 LT2 L	< 20 %	> 0.95	86 % <sup>1)</sup>	3.0 W
ETi DALI 35/220...240/700 LT2 L	< 20 %	> 0.95	86 % <sup>1)</sup>	4.0 W
ETi DALI 75/220...240/1A4 LT2 L	< 20 %	> 0.95	89 % <sup>1)</sup>	7.0 W

Product description	Networked standby power	Inrush current	Max. ECG no. on circuit breaker 10 A (C)	Max. ECG no. on circuit breaker 10 A (B)	Max. ECG no. on circuit breaker 16 A (B)
ETi DALI 25/220...240/500 LT2 L	< 0.50 W <sup>1)</sup>	≤ 10 A	-	30	50
ETi DALI 35/220...240/700 LT2 L	< 0.50 W <sup>1)</sup>	≤ 10 A	-	21	35
ETi DALI 75/220...240/1A4 LT2 L	< 0.50 W <sup>1)</sup>	≤ 20 A	-	11	18

Product description	Max. ECG no. on circuit breaker 16 A (C)	Max. ECG no. on circuit breaker 25 A (B)	Surge capability (L/N-Ground)	Surge capability (L-N)
ETi DALI 25/220...240/500 LT2 L	-	-	2 kV	1 kV
ETi DALI 35/220...240/700 LT2 L	-	-	2 kV	1 kV
ETi DALI 75/220...240/1A4 LT2 L	-	-	2 kV	1 kV

Product description	Nominal output voltage	U-OUT (working voltage)	Nominal output current	Default output current	Output current tolerance
ETi DALI 25/220...240/500 LT2 L	20...51 V	< 60 V	180...500 mA	180 mA	±7 %
ETi DALI 35/220...240/700 LT2 L	20...51 V	< 60 V	350...700 mA	350 mA	±7 %
ETi DALI 75/220...240/1A4 LT2 L	20...51 V	< 60 V	600...1400 mA	600 mA	±7 %

Product description	Output ripple current (100 Hz)	Output PSTLM	Output SVM	Nominal output power
ETi DALI 25/220...240/500 LT2 L	< 3 %	≤1	≤0.4	3.6...25.5 W
ETi DALI 35/220...240/700 LT2 L	< 3 %	≤1	≤0.4	7.0...35.7 W
ETi DALI 75/220...240/1A4 LT2 L	< 3 %	≤1	≤0.4	12.0...71.4 W

## Product family datasheet

Product description	Maximum output power	Galvanic isolation
ETi DALI 25/220...240/500 LT2 L	25.5 W	SELV
ETi DALI 35/220...240/700 LT2 L	35.7 W	SELV
ETi DALI 75/220...240/1A4 LT2 L	71.4 W	SELV

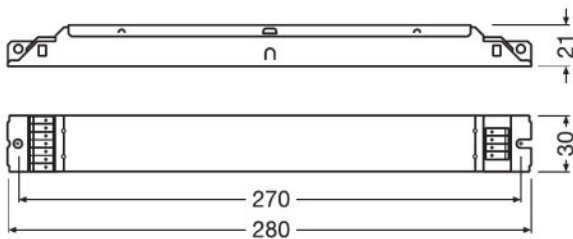
1) at 230 V, 50 Hz

### Dimensions & weight

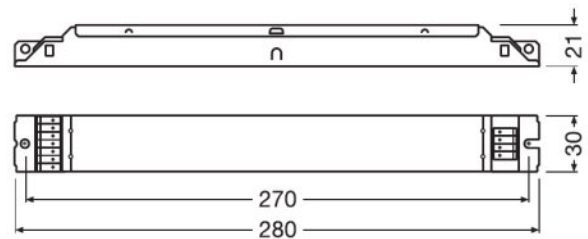
Product description	Mounting hole spacing, length	Product weight	Cable cross-section, input side	Cable cross-section, output side	Wire preparation length, input side
ETi DALI 25/220...240/500 LT2 L	270.0 mm	170.00 g	0.5...1.5 mm <sup>2</sup>	0.5...1.5 mm <sup>2</sup>	8.0...9.0 mm
ETi DALI 35/220...240/700 LT2 L	270.0 mm	170.00 g	0.5...1.5 mm <sup>2</sup>	0.5...1.5 mm <sup>2</sup>	8.0...9.0 mm
ETi DALI 75/220...240/1A4 LT2 L	270.0 mm	170.00 g	0.5...1.5 mm <sup>2</sup>	0.5...1.5 mm <sup>2</sup>	8.0...9.0 mm

Product description	Wire preparation length, output side
ETi DALI 25/220...240/500 LT2 L	8.0...9.0 mm
ETi DALI 35/220...240/700 LT2 L	8.0...9.0 mm
ETi DALI 75/220...240/1A4 LT2 L	8.0...9.0 mm

### Product line drawing

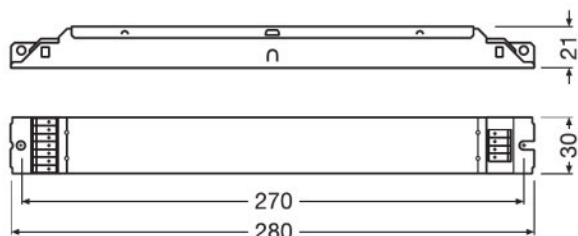


ETi DALI 25/220...240/500 LT2 L



ETi DALI 35/220...240/700 LT2 L

## Product family datasheet



ETi DALI 75/220...240/1A4 LT2 L

### Colors & materials

Product description	Casing material
ETi DALI 25/220...240/500 LT2 L	Metal
ETi DALI 35/220...240/700 LT2 L	Metal
ETi DALI 75/220...240/1A4 LT2 L	Metal

### Temperatures & operating conditions

Product description	Ambient temperature range	Maximum temperature at tc test point	Max.housing temperature in case of fault	Temperature range at storage
ETi DALI 25/220...240/500 LT2 L	-25...+50 °C	75 °C	110 °C	-40...+85 °C
ETi DALI 35/220...240/700 LT2 L	-25...+50 °C	75 °C	110 °C	-40...+85 °C
ETi DALI 75/220...240/1A4 LT2 L	-25...+50 °C	75 °C	110 °C	-40...+85 °C

Product description	Permitted rel. humidity during operation
ETi DALI 25/220...240/500 LT2 L	5...85 % <sup>1)</sup>
ETi DALI 35/220...240/700 LT2 L	5...85 % <sup>1)</sup>
ETi DALI 75/220...240/1A4 LT2 L	5...85 % <sup>1)</sup>

<sup>1)</sup> Maximum 56 days/year at 85 %

## Product family datasheet

### Lifespan

Product description	ECG lifetime
ETi DALI 25/220...240/500 LT2 L	100000 / 50000 h <sup>1)</sup>
ETi DALI 35/220...240/700 LT2 L	100000 / 50000 h <sup>1)</sup>
ETi DALI 75/220...240/1A4 LT2 L	100000 / 50000 h <sup>1)</sup>

<sup>1)</sup> At maximum T<sub>c</sub> = 65°C / 10% failure rate / At maximum T<sub>c</sub> = 75°C / 10% failure rate

### Capabilities

Product description	Programming interface	Dimmable	Dimming interface	Dimming range
ETi DALI 25/220...240/500 LT2 L	Rset	Yes	DALI-2	10...100 %
ETi DALI 35/220...240/700 LT2 L	Rset	Yes	DALI-2	10...100 %
ETi DALI 75/220...240/1A4 LT2 L	Rset	Yes	DALI-2	10...100 %

Product description	Dimming method	Overheating protection	Overload protection
ETi DALI 25/220...240/500 LT2 L	Full analogue dimming	Automatic reversible	Automatic reversible
ETi DALI 35/220...240/700 LT2 L	Full analogue dimming	Automatic reversible	Automatic reversible
ETi DALI 75/220...240/1A4 LT2 L	Full analogue dimming	Automatic reversible	Automatic reversible

Product description	Short-circuit protection	No-load proof	Intended for no-load operation	Max. cable length to lamp/LED module
ETi DALI 25/220...240/500 LT2 L	Automatic reversible	Yes	No	2.0 m
ETi DALI 35/220...240/700 LT2 L	Automatic reversible	Yes	No	2.0 m
ETi DALI 75/220...240/1A4 LT2 L	Automatic reversible	Yes	No	2.0 m

Product description	Suitable for fixtures with prot. class	Type of connection, input side	Type of connection, output side
ETi DALI 25/220...240/500 LT2 L	I	Push terminal	Push terminal
ETi DALI 35/220...240/700 LT2 L	I	Push terminal	Push terminal
ETi DALI 75/220...240/1A4 LT2 L	I	Push terminal	Push terminal

### Programming

Product description	Programming device	Tuner4TRONIC Field App
ETi DALI 25/220...240/500 LT2 L	DALI magic	Yes
ETi DALI 35/220...240/700 LT2 L	DALI magic	Yes
ETi DALI 75/220...240/1A4 LT2 L	DALI magic	Yes

## Product family datasheet

### Certificates & standards

Product description	Approval marks – approval	Standards	Type of protection
ETi DALI 25/220...240/500 LT2 L	CE / ENEC 05 / EL / EAC / CCC / BIS / RCM	Acc. to IEC 61347-1/Acc. to IEC 61347-2-13/Acc. to IEC 62384/Acc. to IEC 62386/Acc. to IEC 61000-3-2/Acc. to IEC 61000-3-3/Acc. to IEC 61547	IP20
ETi DALI 35/220...240/700 LT2 L	CE / ENEC 05 / EL / EAC / CCC / BIS / RCM	Acc. to IEC 61347-1/Acc. to IEC 61347-2-13/Acc. to IEC 62384/Acc. to IEC 62386/Acc. to IEC 61000-3-2/Acc. to IEC 61000-3-3/Acc. to IEC 61547	IP20
ETi DALI 75/220...240/1A4 LT2 L	CE / ENEC 05 / EL / EAC / CCC / BIS / RCM	Acc. to IEC 61347-1/Acc. to IEC 61347-2-13/Acc. to IEC 62384/Acc. to IEC 62386/Acc. to IEC 61000-3-2/Acc. to IEC 61000-3-3/Acc. to IEC 61547	IP20

### Logistical data

Product description	Commodity code
ETi DALI 25/220...240/500 LT2 L	850440829000
ETi DALI 35/220...240/700 LT2 L	850440829000
ETi DALI 75/220...240/1A4 LT2 L	850440829000



### Application advice

For more detailed application information and graphics please see product datasheet.

### Sales and Technical Support

Sales and Technical Support [www.osram.com](http://www.osram.com)

### Download Data

File
 User instruction ICUTRONIC INTELLIGENT LED Power Supply
 User instruction ICUTRONIC INTELLIGENT LED Power Supply

## Product family datasheet



Declarations of conformity  
ETI DALI LT2 L CE 4235855 200821



Declarations of conformity  
ETI DALI LT2 L UK CE 4281066 210121

### Ecodesign regulation information:

Intended for use with LED modules.

The forward voltage of the LED light source shall be within the defined operating window of the control gear in all operating conditions including dimming if applicable.

Separate control gear and light sources must be disposed of at certified disposal companies in accordance with Directive 2012/19/EU (WEEE) in the EU and with Waste Electrical and Electronic Equipment (WEEE) Regulations 2013 in the UK. For this purpose, collection points for recycling centres and take-back systems (CRSO) are available from retailers or private disposal companies, which accept separate control gear and light sources free of charge. In this way, raw materials are conserved and materials are recycled.

### Logistical Data

Product code	Product description	Packaging unit (Pieces/Unit)	Dimensions (length x width x height)	Volume	Gross weight
4062172126212	ETi DALI 25/220...240/500 LT2 L	Shipping carton box 20	303 mm x 159 mm x 105 mm	5.06 dm <sup>3</sup>	3527.00 g
4062172126236	ETi DALI 35/220...240/700 LT2 L	Shipping carton box 20	303 mm x 159 mm x 105 mm	5.06 dm <sup>3</sup>	3527.00 g
4062172126250	ETi DALI 75/220...240/1A4 LT2 L	Shipping carton box 20	303 mm x 159 mm x 105 mm	5.06 dm <sup>3</sup>	3527.00 g

The mentioned product code describes the smallest quantity unit which can be ordered. One shipping unit can contain one or more single products. When placing an order, for the quantity please enter single or multiples of a shipping unit.

### Disclaimer

Subject to change without notice. Errors and omission excepted. Always make sure to use the most recent release.